



VHF/UHF DIGITAL TRANSCEIVER

ID-800H

Digital Voice
DV
+ Data

D-STAR

Meets
MIL-STD 810



Position display example showing N 34° 37' 192".

Digital Dual Band Mobile with Wideband Receiver

Digital Voice + 950 bps* data capability

The ID-800H can transmit and receive D-STAR format digital voice and 950 bps data communication, simultaneously. The Digital features of the ID-800H are compatible with IC-2200H, IC-V82 and IC-U82 radios with the optional UT-118 installed. In addition, analog FM mode is also available. * Approximate value.

GPS Coordination data

When an external GPS receiver (NMEA 0183 format) is connected to the ID-800H, yours and other station's position information can be exchanged and shown on the display. When the receiving side is connected to a PC*, map plotting is possible. Supported data formats are GLL, GGA, RMC, GSA and VTG sentences.

* Map plotting software required (Not supplied by Icom).

Calling by callsign

In the digital voice mode, your callsign and the calling station's callsign (or CQ message) are included in each transmission. The callsign squelch allows you to choose an incoming call selected by the callsign. Also, received callsigns are automatically stored in the memory.

And more digital features

- 20-character short data message
- Digital code squelch
- Digital pocket beep
- EMR communication
- Stand-by beep

Powerful 55W/50W output power

The ID-800H has 55W/50W (VHF/UHF) output. It is Icom's most powerful dual band mobile. High power for long distance communications plus reduced power settings (15/5W) for local communications.

Wideband receiver

The ID-800H wideband receiver covers 118–173, 230–549 and 810–999MHz* as standard. Listen to your Amateur VHF/UHF bands, as well as aviation, marine, weather and other utility communications in a compact mobile package.

* Excluding Cellular range. AM, FM, N-FM mode only.

Detachable front panel

The separation cable, OPC-600/R, is supplied with the radio allowing the compact remote control head* to be installed almost anywhere.

* 111 (W) × 40 (H) × 38.5 (D) mm; 4³/₈ × 1⁹/₁₆ × 1¹⁷/₃₂ in.

500 alphanumeric memory channels

With this much memory, you can fill your ID-800H with all of your favorite frequencies and operation settings! Then name each memory channel with up to 6 characters for quick channel identification.



Icom Inc.

And more...

- Multi color display (Amber, yellow, and green)
- Built-in CTCSS and DTCS tone squelch
- Pocket beep and tone scan
- Selectable squelch delay
- Remote control microphone, HM-133
- Narrow band FM capability

- RF attenuator linked to the squelch control
- 16 DTMF memory channels (24 digits)
- 9600bps data connector (mini DIN 8-pin)
- Auto repeater function*
- Weather channel with weather alert* (*U.S.A. version only)

Applicable U.S. Military Specifications

Standard	MIL 810 C		MIL 810 D		MIL 810 E		MIL 810 F	
	Method	Proc.	Method	Proc.	Method	Proc.	Method	Proc.
Low Pressure	500.1	I	500.2	I, II	500.3	I, II	500.4	I, II
High Temp.	501.1	I	501.2	I, II	501.3	I, II	501.4	I, II
Low Temp.	502.1	I	502.2	I, II	502.3	I, II	502.4-3	I, II
Temp. Shock	503.1	I	503.2	I	503.3	I	503.4	I
Solar Radiation	505.1	I	505.2	I	505.3	I	505.4	I
Humidity	507.1	I, II	507.2	II, III	507.3	II, III	507.4	-
Salt Fog	509.1	I	509.2	I	509.3	I	509.4	-
Dust	510.1	I	510.2	I	510.3	I	510.4	I
Vibration	514.2	VIII, X	514.3	I	514.4	I	514.5	I
Shock	516.2	I, II, V	516.3	I, IV	516.4	I, IV	516.5	I, IV

SPECIFICATIONS

GENERAL

- Frequency coverage :
 - USA Guaranteed 144-148, 440-450MHz
 - Tx working 144-148, 420-450MHz
 - General Guaranteed 144-148, 430-440MHz
 - Tx working 136-173.995, 400-478.995MHz
- Receiver coverage (working range) :
 - 118-173.995, 230-549.995, 810-999.990MHz*
 - (* Cellular blocked for USA version)
- Mode : FM, GMSK, AM (receive only)
- No. of memory channels : 512 (Including 2 call and 10 scan edges)
- Antenna impedance : 50Ω (SO-239)
- Power supply requirement : 13.8V DC ±15%
- Usable temperature range : -10°C to +60°C ; +14°F to +140°F
- Frequency stability : ±2.5ppm (-10°C to +60°C)
- Digital transmission speed : 4.8kbps
- Voice coding speed : 2.4kbps

- Tuning step increments : 5, 10, 12.5, 15, 20, 25, 30, 50, 100 and 200kHz
- Current drain (at 13.8V DC) :
 - Transmit High 12A/12.5A (VHF/UHF)
 - Receive Stand-by 0.9A
 - Max. audio 1.1A
- Dimensions (W x H x D) : 141 x 40 x 185.4mm; (Projections not included) 5¹/₁₆ x 1¹/₁₆ x 7³/₁₆ in
- Weight (approx.) : 1.2kg; 2.65lb

TRANSMITTER

- Output power VHF : 55W, 15W*, 5W* selectable
- UHF : 50W, 15W*, 5W* selectable
- *Middle and low power settings are approximate value.
- Modulation system FM : Variable reactance
- DV GMSK
- Max. frequency deviation : ±5.0±2.5kHz (FM, wide/narrow)
- Spurious emissions : Less than -60dB
- Microphone impedance : 600Ω (8-pin modular jack)

RECEIVER


- Intermediate frequencies : 46.05MHz/450kHz (1st/2nd)
- Sensitivity (144/430MHz band only) :
 - FM (12dB SINAD) Less than 0.18μV
 - DV (BER 1%) Less than 0.35μV
- Squelch sensitivity (144/430MHz band only) :
 - FM (threshold) : Less than 0.13μV
- Selectivity (Wide/narrow) : More than 12/6kHz at -6dB
- Less than 30/20kHz at -60dB
- Spurious and image rejection: More than 60dB
- Audio output (at 13.8V DC): More than 2.0W
- at 10% distortion with an 8Ω load
- Ext. speaker connector : 2-conductor 3.5 (d) mm (1/8") /8Ω

Supplied accessories:

- Hand microphone, HM-133
- 3.5m (11.5ft) separation cable, OPC-600/R
- DC power cable, OPC-1132
- Mounting bracket
- Spare fuse

All stated specifications are subject to change without notice or obligation.

OPTIONS



HM-118N
HAND MICROPHONE
Regular hand microphone.



HM-133 REMOTE
CONTROL MICROPHONE
Remote control microphone with keypad backlighting.



OPC-600/R, OPC-601/R
SEPARATION CABLES
OPC-600/R: 3.5m (11.5ft);
OPC-601/R: 7.0m (23.0ft)



OPC-1384 DATA CABLE
Transceiver to PC/GPS receiver, 8-Pin DIN to RS-232C cable.



OPC-440, OPC-647
MIC EXTENSION CABLES
OPC-440: 5.0m (16.4ft);
OPC-647: 2.5m (8.2ft)



MB-17A MOBILE
MOUNTING BRACKET



SP-10
EXTERNAL SPEAKER



OPC-441 SPEAKER
EXTENSION CABLE
5.0m (16.4ft)



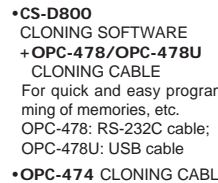
OPC-1132, OPC-347
DC POWER CABLES
OPC-1132: 3.0m (9.8ft);
OPC-347: 7.0m (23ft)



MB-65 MOUNT BASE
Mounts the remote control head with the MB-58. Angle and direction is adjustable.



MB-58 REMOTE CONTROL
HEAD BRACKET
Mounts the remote control head in a convenient location.



CS-D800
CLONING SOFTWARE

+ OPC-478/OPC-478U

CLONING CABLE
For quick and easy programming of memories, etc.
OPC-478: RS-232C cable;
OPC-478U: USB cable

• OPC-474 CLONING CABLE

Data cloning cable between transceivers.

All trademarks are the properties of their respective holders.

Icom Inc.

1-1-32, Kamiminami, Hirano-ku, Osaka 547-0003, Japan Phone: +81 (06) 6793 5302 Fax: +81 (06) 6793 0013 URL: <http://www.icom.co.jp/world/index.html>

Count on us!

Icom America Inc.

2380 116th Avenue NE,
Bellevue, WA 98004, U.S.A.
Phone : +1 (425) 454-8155
Fax : +1 (425) 454-1509
E-mail : sales@icomamerica.com
URL : <http://www.icomamerica.com>

Icom New Zealand

146A Harris Road, East Tamaki,
Auckland, New Zealand
Phone : +64 (09) 274 4062
Fax : +64 (09) 274 4708
E-mail : inquiries@icom.co.nz
URL : <http://www.icom.co.nz>

Icom (UK) Ltd.

Unit 9, Sea St., Herne Bay,
Kent, CT6 8LD, U.K.
Phone : +44 (0)1227 741741
Fax : +44 (0)1227 741742
E-mail : info@icomuk.co.uk
URL : <http://www.icomuk.co.uk>

Asia Icom Inc.

6F No. 68, Sec. 1 Cheng-Teh Road,
Taipei, Taiwan, R.O.C.
Phone : +886 (02) 2559 1899
Fax : +886 (02) 2559 1874
E-mail : sales@asia-icom.com
URL : <http://www.asia-icom.com>

Your local distributor/dealer:

Icom Canada

Glenwood Centre #150-6165 Highway 17,
Delta, B.C., V4K 5B8, Canada
Phone : +1 (604) 952-4266
Fax : +1 (604) 952-0090
E-mail : info@icomcanada.com
URL : <http://www.icomcanada.com>

Icom (Europe) GmbH

Communication Equipment
Himmelgeister Str. 100,
D-40225 Düsseldorf, Germany
Phone : +49 (0)211 346047
Fax : +49 (0)211 333639
E-mail : info@icom-europe.com
URL : <http://www.icomeurope.com>

Icom France Sa

Zac de la Plaine, 1,
Rue Brindejone des Moulinais BP 5804,
31505 Toulouse Cedex, France
Phone : +33 (5) 61 36 03 03
Fax : +33 (5) 61 36 03 00
E-mail : icom@icom-france.com
URL : <http://www.icom-france.com>

Beijing Icom Ltd.

1305, Wanshang Plaza, Shijingshan Road,
Beijing, China
Phone : +86 (010) 6866 6337
Fax : +86 (010) 6866 3553
E-mail : bjicom@bjicom.com
URL : <http://www.bjicom.com>

Icom (Australia) Pty. Ltd.


A.B.N. 88 006 092 575
290-294 Albert Street, Brunswick,
Victoria, 3056, Australia
Phone : +61 (03) 9387 0666
Fax : +61 (03) 9387 0022
E-mail : sales@icom.net.au
URL : <http://www.icom.net.au>

Icom Spain S.L.

Ctra. de Gracia a Manresa Km. 14,750
08190 Sant Cugat del Valles Barcelona, Spain
Phone : +34 (93) 590 26 70
Fax : +34 (93) 589 04 46
E-mail : icom@icomspain.com
URL : <http://www.icomspain.com>

Icom Polska

Sopot, 3 maja 54, Poland
Phone : +48 (58) 550 7135
Fax : +48 (58) 551 0484
E-mail : icompolska@icompolska.com.pl
URL : <http://www.icompolska.com.pl>



Icom Inc. (Japan), is an ISO 9001 and ISO 14001 certification acquired company.