



VHF AND UHF TRANSCEIVERS

IC-F34GT

(VHF transceiver with 10-keypad)

IC-F44GT

(UHF transceiver with 10-keypad)

IC-F34GS

(VHF transceiver without 10-keypad)

IC-F44GS

(UHF transceiver without 10-keypad)

A New Direction in Private Mobile Radios

- Large channel capacity
- Wide range frequency coverage
- Lithium-ion battery standard
- Multiple tone signaling capabilities
- Built-in audio compander
- Optional SmarTrunk 3G™, voice scrambler, man down and DTMF decoder units



**BIIS 1200
Compatible**



Icom Inc.

Advanced functions packed in a tough, lightweight body

The IC-F34G series is suitable for a variety of needs — large or small, mobile or stationary. Whether you are on a large-scale construction site, warehouse, hospital or hotel, or operating a small on the go messenger service, this radio provides the built-in flexibility to handle all your communication needs. Offering advanced features such as wide frequency range, multiple signaling and loud audio, the IC-F34G series is a rugged and reliable 2-way communications tool. This is the new direction in PMR communications.



Lithium-Ion battery pack

The large capacity 1150mAh Li-Ion battery pack, BP-231, provides 8/9 hours* of operating time. For longer operating time, use the BP-232 which is rated for a full 15/16 hours*. Li-Ion technology has virtually no memory charging issues. A rugged dual-rail guide securely locks the battery to the radio.

* UHF/VHF, typical operation Tx:Rx: Stand-by=5:5:90, power save on.

Wide frequency range and large channel capacity

The IC-F34G series covers a wide frequency range in one version (136–174, 400–470MHz). Wide, middle and narrow channel bandwidth* is programmable to each channel. The 256 memory channel capacity with 16 memory banks allows you to divide and store a variety of flexible channel groupings. Easy memory channel selection is possible with a simple rotation of the rotary channel knob.

(* Programmable 25/12.5kHz or 20/12.5kHz)

Small and lightweight body

The IC-F34G series sheds size and weight compared with previous models, weighing just 285g* (including BP-231) and measuring only 53(W)×120(H)×32.5(D) mm. The aluminum die-cast chassis and polycarbonate casing combination meets MIL standard specifications.

* VHF version.

Built-in multi-format tone signaling

Use the built-in CTCSS, DTCS, 2-Tone, 5-Tone or BIIS capability to set up your own talk groups and quiet stand-by when others are talking. You can also set up selective calls to individuals or control a repeater.

VHF TRANSCEIVERS

IC-F34GT

With 10-keypad

IC-F34GS

Without 10-keypad

UHF TRANSCEIVERS

IC-F44GT

With 10-keypad

IC-F44GS

Without 10-keypad



Multiple 5-Tone, Multiple 2-Tone

Encode or decode up to 8 5-Tone, 10 2-Tone codes on a single memory channel. This is perfect for professionals who require multiple district paging on one channel. When a matched tone is received, the following items are programmable for each code.

- Bell icon
- Answer back
- Stun
- Beep sound
- Auto transmit
- Scan
- 8-character text

8 programmable buttons

The [P0]–[P3], [▲], [▼], [Red] and [Monitor] buttons are programmable to meet specific needs. The [Red] button on the top panel can be assigned as an emergency trigger.

Alphanumeric display

The 8-character alphanumeric display shows channel, bank, tone code and scanning list name on the display. A separate row of operational icons indicate battery, signal strength, RX/TX and other radio conditions.

Audio compander

The built-in audio compander reduces noise components and provides clear reception even in narrow band use.

Built-in voice scrambler

The IC-F34G series includes a built-in inversion type voice scrambler in all models. When a more secure system is required, the optional voice scrambler unit UT-109 or UT-110 is available.

BIIS 1200 compatible



The following selective calling and data features are available with the built-in BIIS system.

- 32 abbreviated call memories
- 7 group IDs
- 24-status Messages
- Send 8-character SDM (Short Data Message)
- Receive up to 95 characters of free text

Other features

- 8 DTMF autodial memories
- 2 step reduced power setting
- Power saver
- Power on password
- Busy, repeater lockout functions
- Optional SmarTrunk 3G™ unit, UT-117
- Flash ROM CPU
- Optional headset and speaker microphone available and more...

OPTIONS




Battery packs	Type and capacity	Operating time* (VHF/UHF)	Output power (VHF/UHF)
BP-230	Li-Ion 7.4V/ 800mAh	6/6 hours	5W/4W
BP-231	Li-Ion 7.4V/1150mAh	9/8 hours	5W/4W
BP-232	Li-Ion 7.4V/2000mAh	16/15 hours	5W/4W

* Operating time is approximate time (at 20°C).
Tx: Rx: standby=5:5:90. Power save on.


BC-160 DESKTOP CHARGER + BC-145 AC ADAPTER
Charges the BP-231 in 2 hours (approx.).
BC-119N DESKTOP CHARGER + AD-106 CHARGER ADAPTER + BC-145 AC ADAPTER : Charges the BP-231 in 2 hours (approx.).
CP-17L : CIGARETTE LIGHTER CABLE, **OPC-515L** : DC POWER CABLE
For use with the BC-160 or BC-119N. (12–16V DC required).

MB-93 : Swivel type. A fast and easy way to remove the transceiver from your belt.
MB-94 : Alligator type. Same as supplied.



BC-121N MULTI-CHARGER + AD-106 CHARGER ADAPTER + BC-124 AC ADAPTER
Rapidly charges up to 6 battery packs (Six AD-106s are required).
Charging time: approx. 2 hours when BP-231 is attached.
OPC-656 DC POWER CABLE :
For use with the BC-121N. (12–20V DC required).


MB-96N : Swivel type belt hanger. Swivel joint of the MB-93 supplied.
MB-96F : Fixed type belt hanger. For use with MB-94.



HS-94 : Earhook headset with flexible boom microphone.
HS-95 : Behind-the-head headset with flexible boom microphone.
HS-97 : Throat microphone fits around your neck and picks up speech vibration.
VS-1L : PTT/VOX unit. Required when using these headsets with the transceiver.

HM-131L : Durable body. Equipped with an earphone jack and revolving clip.

SP-13 : EARPHONE
Provides clear audio in noisy environments.



UT-105 : Provides SmarTrunk II™ capabilities.
UT-108 : Provides DTMF, Selective call and ANI capabilities.
UT-109 : Up to 32 scrambling codes are available. Version 02 is required.
UT-110 : Up to 1020 scrambling codes are available. Version 02 is required.
UT-113 : Automatically sends an emergency signal when the transceiver is left in a horizontal position for a preset time.
UT-117 : Provides SmarTrunk 3G™ and SmarTrunk II™ capabilities. Enhanced calling features available.

STUBBY ANTENNAS
• **FA-SC56VS** : 150–162MHz
• **FA-SC57VS** : 160–174MHz
• **FA-SC73US** : 450–490MHz
ANTENNAS
• **FA-SC25V** : 136–150MHz
• **FA-SC55V** : 150–174MHz
• **FA-SC25U** : 400–430MHz
• **FA-SC57U** : 430–470MHz

SPECIFICATIONS

GENERAL

- Frequency range :
 - IC-F34GT/GS 136–174MHz
 - IC-F44GT/GS 400–470MHz
- Number of channels : 256 channels/16 banks
- Channel spacing : 12.5kHz/20kHz/25kHz
- PLL channel step : 2.5kHz, 3.125kHz (VHF)
5kHz, 6.25kHz (UHF)
- Antenna impedance : 50Ω
- Usable temperature range : -25°C to +55°C
- Power supply requirement : 7.2V DC nominal
- Current drain (at 7.2V DC; approx.):
 - Transmit at 5W/4W 1.5A/1.7A (VHF/UHF)
 - at 1W 0.7A/0.8A (VHF/UHF)
 - Receive stand-by 85mA
 - rated output 300mA
- Dimensions : 53 (W) × 120 (H) × 32.5 (D) mm
(projections are not included)
- Weight (with BP-231 and ANT): 285g (VHF)
300g (UHF)

TRANSMITTER

- Output power : 5W (VHF), 4W (UHF)
- Max. frequency deviation : ±5.0/4.0/2.5kHz (Wide/middle/narrow)
- Frequency error : ±1.5kHz
- Spurious emissions : 0.25μW (below 1GHz)
1.0μW (above 1GHz)
- Adjacent channel power : 70dB (Wide, middle)
60dB (Narrow)
- Residual modulation (With CCITT filter) :
 - VHF 55/53/50dB typ. (Wide/middle/narrow)
 - UHF 48/46/43dB typ. (Wide/middle/narrow)
- Audio harmonic distortion : 3% typ. (AF 1kHz, 40% deviation)
- Modulation limiting : 60–100% of max. deviation
- Ext. microphone connector : 3-conductor 2.5 (d) mm/2.2kΩ

Measurements made in accordance with EN 300-086.
All stated specifications are subject to change without notice or obligation.

SmarTrunk II and SmarTrunk 3G are trademarks of SmarTrunk Systems, Inc.
All other trademarks are the properties of their respective holders.

RECEIVER

- Intermediate frequency : 1st 46.35MHz
2nd 450kHz
- Sensitivity : -4dBμV typ. (emf, at 20dB SINAD)
- Squelch sensitivity : -4dBμV typ. (emf, at threshold)
- Adjacent channel selectivity :
 - VHF 75/75/65dB typ. (Wide/middle/narrow)
 - UHF 73/73/63dB typ. (Wide/middle/narrow)
- Spurious response : 70dB
- Intermodulation : 67dB typ.
- Hum and noise ratio (with CCITT filter) :
 - VHF 55/53/50dB typ. (Wide/middle/narrow)
 - UHF 45/44/40dB typ. (Wide/middle/narrow)
- Audio output power : 500mW typ.
(at 5% distortion with an 8Ω load)
- External speaker connector : 2-conductor 3.5 (d) mm /8Ω

Applicable U.S. Military Specifications

Icom makes rugged products that meet MIL-STD requirements and strict environmental standards as follows.

Standard	MIL 810C		MIL 810D		MIL 810E		MIL 810F	
	Method	Proc.	Method	Proc.	Method	Proc.	Method	Proc.
Low Pressure	500.1	I	500.2	I, II	500.3	I, II	500.4	I, II
High Temp.	501.1	I	501.2	I, II	501.3	I, II	501.4	I, II
Low Temp.	502.1	I	502.2	I, II	502.3	I, II	502.4-3	I, II
Temp. Shock	503.1	I	503.2	I	503.3	I	503.4	I
Solar Radiation	505.1	I	505.2	I	505.3	I	505.4	I
Rain	506.1	II	506.2	II	506.3	II	506.4	III
Humidity	507.1	I, II	507.2	II, III	507.3	II, III	507.4	-
Salt Fog	509.1	I	509.2	I	509.3	I	509.4	-
Dust	510.1	I	510.2	I	510.3	I	510.4	I
Vibration	514.2	VIII, X	514.3	I	514.4	I	514.4	I
Shock	516.2	I, II, V	516.3	I, IV	516.4	I, IV	516.5	I, IV

SUPPLIED ACCESSORIES (May differ according to version)



Icom Inc.

1-1-32, Kamiminami, Hirano-ku, Osaka 547-0003, Japan Phone: +81 (06) 6793 5302 Fax: +81 (06) 6793 0013 URL: <http://www.icom.co.jp/world/index.html>

Count on us!

Icom America Inc.

2380 116th Avenue NE,
Bellevue, WA 98004, U.S.A.
Phone : +1 (425) 454-8155
Fax : +1 (425) 454-1509
E-mail : sales@icomamerica.com
URL : <http://www.icomamerica.com>

Icom New Zealand

146A Harris Road, East Tamaki,
Auckland, New Zealand
Phone : +64 (09) 274 4062
Fax : +64 (09) 274 4708
E-mail : inquiries@icom.co.nz
URL : <http://www.icom.co.nz>

Icom (UK) Ltd.

Unit 9, Sea St., Herne Bay,
Kent, CT6 8LD, U.K.
Phone : +44 (0)1227 741741
Fax : +44 (0)1227 741742
E-mail : info@icomuk.co.uk
URL : <http://www.icomuk.co.uk>

Asia Icom Inc.

6F No. 68, Sec. 1 Cheng-Teh Road,
Taipei, Taiwan, R.O.C.
Phone : +886 (02) 2559 1899
Fax : +886 (02) 2559 1874
E-mail : sales@asia-icom.com
URL : <http://www.asia-icom.com>

Your local distributor/dealer:

Icom Canada

Glenwood Centre #150-6165 Highway 17,
Delta, B.C., V4K 5B8, Canada
Phone : +1 (604) 952-4266
Fax : +1 (604) 952-0090
E-mail : info@icomcanada.com
URL : <http://www.icomcanada.com>

Icom (Europe) GmbH

Communication Equipment
Himmelgeister Str. 100,
D-40225 Düsseldorf, Germany
Phone : +49 (0)211 346047
Fax : +49 (0)211 333639
E-mail : info@icom-europe.com
URL : <http://www.icom-europe.com>

Icom France S.a

Zac de la Plaine, 1,
Rue Brindejonc des Moulinais BP 5804,
31505 Toulouse Cedex, France
Phone : +33 (5) 61 36 03 03
Fax : +33 (5) 61 36 03 00
E-mail : icom@icom-france.com
URL : <http://www.icom-france.com>

Beijing Icom Ltd.

1305, Wanshang Plaza, Shijingshan Road,
Beijing, China
Phone : +86 (010) 6866 6337
Fax : +86 (010) 6866 3553
E-mail : bjicom@bjicom.com
URL : <http://www.bjicom.com>

Icom (Australia) Pty. Ltd.

A.B.N. 88 006 092 575
290-294 Albert Street, Brunswick,
Victoria, 3056, Australia
Phone : +61 (03) 9387 0666
Fax : +61 (03) 9387 0022
E-mail : sales@icom.net.au
URL : <http://www.icom.net.au>

Icom Spain S.L.

Crta. de Gracia a Manresa Km. 14,750
08190 Sant Cugat del Valles Barcelona, Spain
Phone : +34 (93) 590 26 70
Fax : +34 (93) 589 04 46
E-mail : info@icomspain.com
URL : <http://www.icomspain.com>

Icom Polska

Sopot, 3 maja 54, Poland
Phone : +48 (58) 550 7135
Fax : +48 (58) 551 0484
E-mail : icompolska@icompolska.com.pl
URL : <http://www.icompolska.com.pl>

