



ICOM

COMMUNICATIONS RECEIVER

IC-R3

Rugged
MIL-STD 810



Icom Inc.

2-inch TFT color LCD built-in! See your information on screen!

Basic performance

Impressive operating status display

Never before has a hand held receiver given you as much information as the IC-R3. Receiving frequency, tuning step, memory channel number, and more are visible on the 2-inch* TFT color display at a glance. In addition, the back ground color is selectable from 8 available colors.

*measured diagonally



TV picture receive capability

Not only can you see your operation status, you can display broadcast visual information. NTSC M, PAL B/G or other television systems are supported*¹, depending on version. You can watch TV program at anytime, anywhere. An FM-TV picture*² from wireless camera*² can also be displayed. Great for sporting events, security, or amateur TV without unpleasant wiring. Also, the IC-R3 offers an A/V output so you can transfer images to a TV monitor or a recording device.


*¹some versions do not support any of these systems

*²supplied from third party




Signal strength level indicator

In addition to the current style of signal strength meters, a signal strength level indicator is adopted. Measures signal strength levels every 0.3 sec. and shows for up to 3 sec., the signal conditions within the period. In addition, when a directional antenna is used, this function helps in searching for signal origin, such as fox-hunting, etc.



Simple bandscope

Want to analyze signal activity within a band? Spectral activity can be seen on the TFT color display. The simple band scope becomes a useful tool for finding new or interfering signals. With the 5 selectable bandwidths, adjustable to 500 kHz wide will give a quick snapshot of activity.



Super wide frequency coverage — 0.495–2450 MHz!

Covers from 0.495 to 2450.095 MHz of super wide frequency range*¹ with AM, FM, wide-FM and TV picture*² receive capability as standard.

*¹some frequency ranges are inhibited with some versions

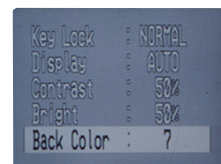
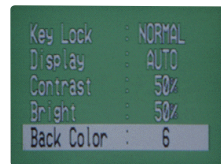
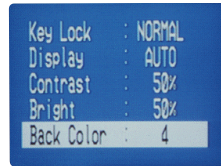
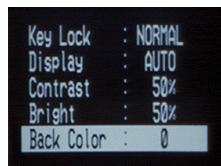
*²depending on picture modulation system and version

Long hours monitoring capability

A Lithium Ion battery, BP-206, comes as standard*, for more than 2 times longer operation than other types of batteries, during full feature operation. And the adopted external DC IN terminal allows you to operate with supplied AC adapter, BC-153A/D* (or 3.6–6.3 V DC power source), or 12 V DC power source via the optional cigarette lighter cable, CP-18A/E, all day long. In addition, the installed BP-206 can be charged simultaneously, while 5.5–6.3 V DC (more than 1 A) is supplied.

*not supplied for some versions

— Back ground color variations —



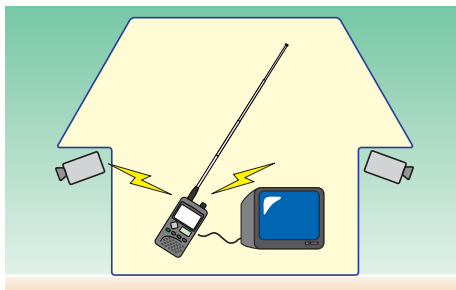
Wireless monitor usage example

• Hobby use example



Install a wireless camera just about anywhere— like looking down from an airplane, balloon, etc. Watch aib pictures as they hap-

pen.



• Security use example

Use the IC-R3 to monitor areas where security is an issue, indoors or out.

• Example of other usage



Use the IC-R3 as a visual baby monitor. Keep an eye on sleeping children while you're in another room or out in the garden.

Extra performance

Excellent memories

450 channels* of ample memory are available and stores operating frequency and mode, as well as tuning step, etc. Up to 6-character memory names can be assigned for each memory channel and shows on the color LCD, allowing quick and easy channel selection. The memory channels are divided into 9 banks, 8 banks of 50 (for individual frequencies) and 1 bank of 50 (for frequency ranges) for simple memory management.

*includes 50 program scan edges

Multi function 'joy-stick' switch

A 4-way action 'joy stick' switch gives you quick and easy access to many settings, including operating band, AF volume, color LCD settings, and more.



Automatic squelch

The IC-R3 keeps most RF background noise in check by automatically adjusting the squelch. It's very handy when receiving a weak signal— no more continually adjusting the squelch control by hand to block white noise. Also, the squelch level is manually selectable from open, and level 1 to 9.

Tone squelch features

A tone squelch system is built-in to provide quiet stand-by. The tone squelch includes the following functions

Pocket beep function:

Lets you know when a specified station's signal is received with an alerting beep.

Tone scan function:

Searching which tone is used for the receiving signal, such as for a repeater, private communications, etc.

Built-in attenuator

A built-in 4-step RF attenuator protects a signal from extremely strong interference from near-by signals, etc.

Other features

- One-touch, semi-duplex frequency monitoring capability
- Auto power OFF timer, power save function
- Use the monochrome LCD to operate the radio when the color LCD is turned off. The monochrome LCD offers battery voltage and other operating conditions
- Backlit monochrome LCD with auto OFF timer
- Remaining battery power indication
- Telescoping antenna is supplied, and more...



COMMUNICATIONS RECEIVER

IC-R3

SPECIFICATIONS

GENERAL

- Frequency range : 0.495–2450.095 MHz*
*816–901.995 MHz range is inhibited for the U.S.A. version.
- Mode : FM, AM, WFM, AM-TV*, FM-TV**
**One of either NTSC M, PAL B or PAL G systems.
**For 900–1300 MHz, 2250–2450 MHz ranges only; not available in some versions.
- Frequency resolution : 5 kHz, 6.25 kHz
- Number of memory channel : 450 (50 channel × 8 banks plus 50 scan edges)
- Antenna connector : BNC (50 Ω)
- Operating temperature range : –10°C to +60°C ; +14°F to +140°F
- Frequency stability : ±6 ppm max. (–10°C to +50°C)
- Power supply requirement : 3.6–6.3 V DC (negative ground)
- Current drain (at 4.5 V DC) : At rated output 210 mA typical (backlight OFF)
At stand-by 140 mA typical
Power save 53 mA typical
TV reception 730 mA typical (color LCD ON)
- Dimensions (projections not included) : 61(W)×120(H)×32.9(D) mm;
2¹³/₃₂(W)×4²³/₃₂(H)×1⁹/₃₂(D) in
- Weight : 300 g; 10.6 oz

RECEIVER

- Receiver system : Triple-conversion* superheterodyne
*below 1150 MHz; Quadruple-conversion for above 1150 MHz
- Intermediate frequencies (Unit MHz):

	AM, FM	WFM	C3F(TV)	
			U.S.A.	Europe
1st	240.1	240.1	241.85**1, 238.35**2	
2nd	26.05	13.25	45.75	38.90
3rd	0.450	0.450	—	

*30–799.995, 1321–2099.995 MHz range
**800–1320.995, 2100–2450.095 MHz range

- Sensitivity (typical) :
 - AM (at 10 dB S/N)
 - 0.495–4.995 MHz 1.4 μV
 - 5.0–29.995 MHz 1.0 μV
 - 118–136 MHz 0.79 μV
 - 222–329.995 MHz 1.0 μV
 - FM (at 12 dB SINAD)
 - 1.625–4.995 MHz 0.32 μV
 - 5.0–469.995 MHz 0.25 μV
 - 470–799.995 MHz 0.45 μV
 - 800–1999.995 MHz 0.56 μV
 - 2000–2299.995 MHz 1.0 μV
 - 2300–2450.095 MHz 1.8 μV
 - WFM (at 12 dB SINAD)
 - 76–107.995 MHz 1.0 μV
 - 175–221.995 MHz 1.0 μV
 - 470–769.995 MHz 1.8 μV
- Selectivity : FM, AM More than 12 kHz/–6 dB
Less than 30 kHz/–50 dB
WFM More than 150 kHz/–6 dB
- Audio output power (at 4.5 V DC): 100 mW typical at 10% distortion with an 8 Ω load
- External SP connector : 3-conductor 3.5 (d) mm (1/8")/8 Ω
- Video/Audio OUT connector : 3-conductor 3.5 (d) mm (1/8")/8 Ω

The IC-R3 has been tested to and passed the MIL-STD requirements and strict environmental standards for shock (MIL C, D, E) and vibration (MIL C, D, E).

Supplied accessories:

- Antenna
- Belt clip
- Li-Ion battery cell assembly*
- Battery spacer
- Wall charger*

*depending on version
The LCD display may have cosmetic imperfections that appear as small or dark spots. This is not a malfunction or defect, but a normal characteristic of LCD displays.

All stated specifications are subject to change without notice or obligations.

OPTIONS

- **BP-206** Li-Ion BATTERY CELL ASSEMBLY
3.7 V/1650 mAh Lithium Ion battery pack.
- **BC-135** DESKTOP CHARGER
For rapid charging of battery pack, BP-206. An AC adapter, BC-123 or BM-104, is supplied with the charger. Charging time: approx. 2.5 hours
- **BC-153A/D** WALL CHARGER
6 V DC, 1000 mA output AC adapter. Allows for simultaneous battery charging the BP-206, while operating the receiver. Charging time: approx. 10 to 15 hours.
- **LC-151** CARRYING CASE
Helps protect the receiver from scratches, etc.
- **CP-18A/E** CIGARETTE LIGHTER CABLE
Allows you to operate the receiver through 12 V cigarette lighter socket, and also charges installed battery pack. A DC-DC converter is built-in.
- **SP-13** EARPHONE
Provides clear audio in noisy environment.

- **CS-R3 CLONING SOFTWARE + OPC-478 CLONING CABLE**
Allows quick and simple setting of receiving frequencies, memory names, etc. from a PC (Microsoft® Windows® 95/98).
- **OPC-474 CLONING CABLE**
Used for data cloning between receivers.

Microsoft and Windows are registered trademarks of Microsoft Corporation in the U.S.A. and other countries.



Icom Inc.

1-1-32, Kamiminami, Hirano-ku, Osaka 547-0003, Japan Phone: +81 (06) 6793 5302 Fax: +81 (06) 6793 0013 URL: <http://www.icom.co.jp/world/index.html>

Count on us!

Icom America Inc.

2380 116th Avenue NE,
Bellevue, WA 98004, U.S.A.
Phone : +1 (425) 454-8155
Fax : +1 (425) 454-1509
E-mail : sales@icomamerica.com
URL : <http://www.icomamerica.com>

Icom New Zealand

146A Harris Road, East Tamaki,
Auckland, New Zealand
Phone : +64 (09) 274 4062
Fax : +64 (09) 274 4708
E-mail : inquiries@icom.co.nz
URL : <http://www.icom.co.nz>

Icom (UK) Ltd.

Unit 9, Sea St., Herne Bay,
Kent, CT6 8LD, U.K.
Phone : +44 (0)1227 741741
Fax : +44 (0)1227 741742
E-mail : info@icomuk.co.uk
URL : <http://www.icomuk.co.uk>

Asia Icom Inc.

6F No. 68, Sec. 1 Cheng-Teh Road,
Taipei, Taiwan, R.O.C.
Phone : +886 (02) 2559 1899
Fax : +886 (02) 2559 1874
E-mail : sales@asia-icom.com
URL : <http://www.asia-icom.com>

Your local distributor/dealer:

Icom Canada

Glenwood Centre #150-6165 Highway 17,
Delta, B.C., V4K 5B8, Canada
Phone : +1 (604) 952-4266
Fax : +1 (604) 952-0090
E-mail : info@icomcanada.com
URL : <http://www.icomcanada.com>

Icom (Europe) GmbH

Communication Equipment
Himmelsgeister Str. 100,
D-40225 Düsseldorf, Germany
Phone : +49 (0211) 346047
Fax : +49 (0211) 333639
E-mail : info@icom-europe.com
URL : <http://www.icomeurope.com>

Icom France S.a

Zac de la Plaine, 1,
Rue Brindejonc des Moulinais BP 5804,
31505 Toulouse Cedex, France
Phone : +33 (5) 61 36 03 03
Fax : +33 (5) 61 36 03 00
E-mail : icom@icom-france.com
URL : <http://www.icom-france.com>

Beijing Icom Ltd.

10C07, Long Silver Mansion, No.88, Yong Ding
Road, Haidian District, Beijing, 100039, China
Phone : +86 (010) 5889 5391/5392/5393
Fax : +86 (010) 5889 5395
E-mail : bjicom@bjicom.com
URL : <http://www.bjicom.com>

Icom (Australia) Pty. Ltd.


A.B.N. 88 006 092 575
Unit 1 / 103 Garden Road,
Clayton VIC 3168 Australia
Phone : +61 (03) 9549 7500
Fax : +61 (03) 9549 7505
E-mail : sales@icom.net.au
URL : <http://www.icom.net.au>

Icom Spain S.L.

Ctra. Rubi, No. 88 "Edificio Can Castanyer"
08190, Sant Cugat del Valles, Barcelona, Spain
Phone : +34 (93) 590 26 70
Fax : +34 (93) 589 04 46
E-mail : icom@icomspain.com
URL : <http://www.icomspain.com>

Icom Polska

Sopot, 3 maja 54, Poland
Phone : +48 (58) 550 7135
Fax : +48 (58) 551 0484
E-mail : icompolska@icompolska.com.pl
URL : <http://www.icompolska.com.pl>



JP98/14190QA TW03/00288EM
Icom Inc. (Japan), is an ISO 9001 and ISO 14001 certification acquired company.